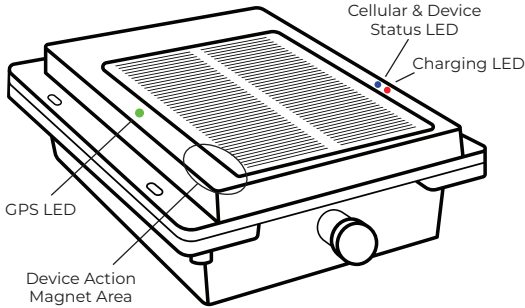


# RAZOR TRACKING

## Solar Hybrid Device Installation



Device Actions	Magnet Hold	LED Flash Pattern
Check Status	~ 1 Sec	2 Blue = On 2 Red = Off
Turn On	> 3 Sec	3 Red (Last blink is solid until magnet is removed) 1 Blue = Unit is ready
Turn Off	> 3 Sec	2 Blue 15 Red = Off

\*Solar Hybrid devices are shipped activated

\*\*Magnetic cradle included, use magnet for magnet actions

## 1. Getting Started

- The Solar Hybrid device is IP67 rated, can be mounted exteriorly or interiorly. The magnetic mount allows it to be mounted without hardware on magnetic surfaces.

## 2. Non-Wired & Wired Installation

- Non-Wired Installation
  - Device will report at set intervals when moving
- Wired Installation (Recommended)
  - Device will report every 30 seconds when moving
  - Red Wire — 12V Power
  - Black Wire — Chassis Ground
  - Yellow Wire — Not Used

## 3. Battery Performance

- The battery is fully recharged after 8-12 hour with applied power
- The solar panel supports a continuous charge with a few hours of sunlight per day\*

\*May vary dependent on the users geographic location

## 4. Wire Management

- Run the device plug to your preferred storage location
- Secure the cables to ensure safe asset and device operation

## 5. Device Installation

- Align the device plug and insert it into the Solar Hybrid device
- when the wire harness is firmly in place, screw the collar down firmly
- Do not push the attachment in at an angle or use too much force

## 6. Verify Device Installation

- Single Blue LED — Cellular service
- Single Green LED — GPS service
- Solid Red LED — Charging

## 7. Look — You're On The Map!

- Log-in to [RazorTracking.net](https://RazorTracking.net) or open your app and start tracking!

## Questions & Troubleshooting







Call (833) GORAZOR, and select option 2, or visit our Help Center by clicking the @ icon in the right panel once logged into Razor Tracking

SCAN ME!



ONLINE GUIDE

# RAZOR TRACKING

-  Hours | 8 AM–5 PM CST | Mon–Fri
-  Sales | (833) GORAZOR, Option 1
-  Support | (833) GORAZOR, Option 2
-  Login | [razortracking.net](https://razortracking.net)
-  Website | [razortracking.com](https://razortracking.com)
-  Email | [support@razortracking.com](mailto:support@razortracking.com)

